

CASCADE FIRE PROTECTION DISTRICT NOTICE OF REGULAR MEETING AND AGENDA

Cascade Fire Station

8015 Severy Road Cascade, Colorado

Monday, July 11, 2022 - 7:00 P.M.

From computer, tablet or smartphone. <https://meet.goto.com/130451757>

By phone United States: +1 (872) 240-3412 Access Code: 130-451-757


Public invited to attend

Board of Directors

| | |
|--------------------------------------|-----------------------|
| Mike Whittemore, President | Term Expires May 2025 |
| Steve Lewis, Treasurer | Term Expires May 2023 |
| Quentin Deramus, Assistant Secretary | Term Expires May 2023 |
| Farris Issacson, Assistant Secretary | Term Expires May 2025 |
| Bruce Seachris, Assistant Secretary | Term Expires May 2025 |

AGENDA

1. **Call to Order**
2. **Declaration of Quorum/Director Qualifications/Reaffirmation of Disclosures**
3. **Approval of Agenda**
4. **Approval of Board Meeting Minutes-** from the meeting on June 13, 2022 (included in packet).
5. **Financial Matters**
 - a. Acceptance of Unaudited Financial Statements as of June 30, 2022 – Balance Sheet and Profit and Loss/Budget Report
 - b. Ratification and Approval of Payables for the period ending July 8, 2022
 - c. Radio reimbursement
6. **Cascade Volunteer Fire Department Chief's Report**
7. **Old Business**
 - a. Feasibility study status
8. **New Business**
9. **Public Comment** (Items Not on the Agenda Only. Comments limited to 3 minutes per person and taken in Order In Which They Appear on Sign-Up Sheet)
10. **Other Business**
 - a. Next Meeting scheduled for August 8, 2022, at 7:00PM.
11. **Adjournment**



**MINUTES OF A REGULAR MEETING OF
THE BOARD OF DIRECTORS OF THE
CASCADE FIRE PROTECTION DISTRICT
HELD JUNE 13, 2022**

A regular meeting of the Board of Directors of the Cascade Fire Protection District was held on Monday, June 13, 2022, at 7:00 PM. The meeting was open to the public.

Directors in Attendance:

Mike Whittemore
Quentin Deramus (excused)
Steve Lewis
Farris Issacson
Bruce Seachris

Also in Attendance:

Kevin Walker, Walker Schooler District Managers
Molly Gist, Walker Schooler District Managers

1. **Call to Order:** President Whittemore called the meeting to order at 7:00 PM.
2. **Declaration of Quorum/Director Qualifications/Reaffirmation of Disclosures:** President Whittemore confirmed a quorum was present.
3. **Approval of Agenda:** The Board approved the Agenda as presented.
4. **Approval of Board Meeting Minutes – May 9, 2022:** Director Seachris moved to approve the May 9, 2022 Board Meeting Minutes; seconded by Director Issacson. Motion passed unanimously.
5. **Financial Matters**
 - a. Acceptance of Unaudited Financial Statements as of May 31, 2022 – Balance Sheet and Profit and Loss/Budget Report: Ms. Gist presented the Unaudited Financial Statements as of May 31, 2022 including the Balance Sheet, Profit and Loss, and Budget Report. President Whittemore discussed the Radio line item in the budget appears to be an error and should be Radio Maintenance and Repair Contract which is a nondiscretionary item. Director Lewis moved to accept the Unaudited Financial Statements as of May 31, 2022; seconded by Director Issacson. Motion passed unanimously.
 - b. Ratification and Approval of Payables for the period ending June 13, 2022: After review, Director Lewis moved to ratify and approve the Payables for the period ending June 13, 2022; seconded by Director Issacson. Motion passed unanimously.
 - c. Radio Reimbursement: The radio reimbursement is still in process.
6. **Cascade Volunteer Fire Department Chief’s Report:** There was no Chief’s Report.

7. Old Business

a. Feasibility Study Status: The Board discussed that Green Mountain Falls Fire Protection District is open to moving forward with the Feasibility Study. Director Lewis moved to authorize \$3,000 for Walker Schooler District Managers to move forward on the Feasibility Study; seconded by Director Issacson. Motion passed unanimously. Mr. Walker will provide more information at the next meeting.

8. New Business: The Board discussed and agreed that if the contract is renegotiated and renewed with the City of Colorado Springs for support on Pikes Peak, those funds come to the District, so it is accounted for. The Board reached out to Chief Karen Bodine by phone to see the status of the contract with Pikes Peak Highway. Chief Karen Bodine said the meeting is scheduled in a few weeks to review the contract. She noted Colorado Springs Fire Department will be addressing new options. President Whittemore commented that some of the Board members think that the District should not be supporting the contract, and some are concerned that the revenue should be coming to the District and not the Department, so it is accounted for. President Whittemore noted it is an issue with the ability to support and not just about a call.

Ms. Gist discussed available federal funds from the fire fighter safety and disease prevention fund. The Board discussed pursuing the SAFER Grant as well. The application is due at the first of the year.

The Board discussed the high amount of car accidents in the area and agreed it would be beneficial to request a speed radar and other preventative measures from CDOT and or State Patrol.

9. Public Comment: There was no public comment.

10. Other Business

a. Next meeting scheduled for July 11, 2022 at 7:00 PM.

11. Adjournment: The Board adjourned the meeting at 8:14 PM.

Respectfully submitted,

By:

Secretary for the Meeting

THESE MINUTES ARE APPROVED AS THE OFFICIAL JUNE 13, 2022 MINUTES OF THE CASCADE FIRE PROTECTION DISTRICT BY THE BOARD OF DIRECTORS SIGNING BELOW:


Mike Whittemore

Quentin Deramus

Steve Lewis

Farris Issacson

Bruce Seachris



Cascade Fire Protection District

Balance Sheet

07/07/22

As of June 30, 2022

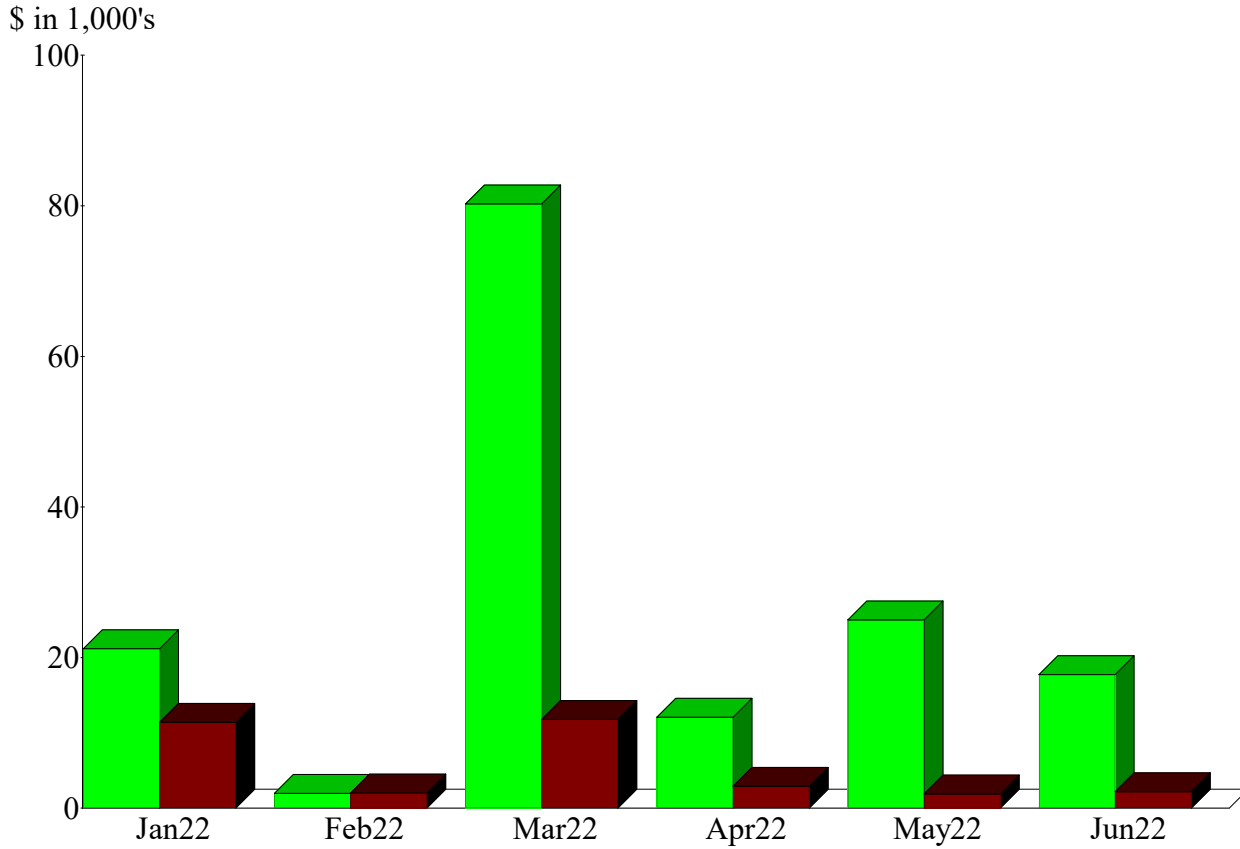
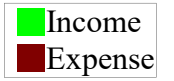
Accrual Basis

| | <u>Jun 30, 22</u> |
|--|--------------------------|
| ASSETS | |
| Current Assets | |
| Checking/Savings | |
| ENT (00) Savings | 163,708.33 |
| ENT (10) CHECKING | 324,074.46 |
| ENT (52) 7-Month CD | 51,506.77 |
| ENT (53) 25-Month CD | 26,405.72 |
| Total Checking/Savings | <u>565,695.28</u> |
| Accounts Receivable | |
| Property Tax Receivable | 36,795.43 |
| Total Accounts Receivable | <u>36,795.43</u> |
| Total Current Assets | <u>602,490.71</u> |
| TOTAL ASSETS | <u>602,490.71</u> |
| LIABILITIES & EQUITY | |
| Liabilities | |
| Current Liabilities | |
| Accounts Payable | |
| Accounts Payable | 1,337.12 |
| Total Accounts Payable | <u>1,337.12</u> |
| Other Current Liabilities | |
| Deferred Property Tax | 36,795.43 |
| Total Other Current Liabilities | <u>36,795.43</u> |
| Total Current Liabilities | <u>38,132.55</u> |
| Total Liabilities | 38,132.55 |
| Equity | |
| Unrestricted Net Assets | 267,184.41 |
| Opening Balance Equity | 171,098.07 |
| Net Income | 126,075.68 |
| Total Equity | <u>564,358.16</u> |
| TOTAL LIABILITIES & EQUITY | <u>602,490.71</u> |

Cascade Fire Protection District Profit & Loss Budget vs. Actual January through June 2022

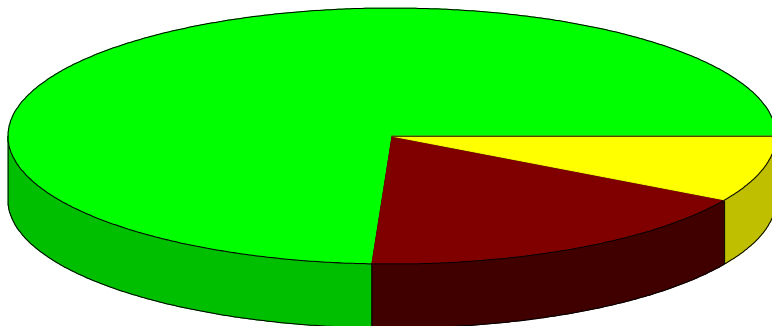
| | TOTAL | | | | |
|--|-------------------------|--------------------------|-------------------------|--------------------------|-----------------------|
| | Jun 22 | Jan - Jun 22 | Budget | \$ Over Budget | % of Budget |
| Income | | | | | |
| Income | | | | | |
| Delinquent Interest | 11.60 | 41.32 | | | |
| General Property Tax | 16,503.32 | 110,869.37 | 148,360.00 | -37,490.63 | 74.73% |
| Vehicle Registration Tax | 1,201.36 | 6,118.06 | 10,385.00 | -4,266.94 | 58.91% |
| Interest earned | 89.40 | 479.28 | | | |
| Total Income | <u>17,805.68</u> | <u>117,508.03</u> | <u>158,745.00</u> | <u>-41,236.97</u> | <u>74.02%</u> |
| Government Grants | | | | | |
| State Grants | 0.00 | 12,905.29 | | | |
| Total Government Grants | <u>0.00</u> | <u>12,905.29</u> | | | |
| Other Types of Income | | | | | |
| Shoemaker Building Income | -55.00 | 27,834.42 | | | |
| Total Other Types of Income | <u>-55.00</u> | <u>27,834.42</u> | | | |
| Total Income | <u>17,750.68</u> | <u>158,247.74</u> | <u>158,745.00</u> | <u>-497.26</u> | <u>99.69%</u> |
| Expense | | | | | |
| District Budget | | | | | |
| Administrative / Operations | 1,036.54 | 5,103.77 | 10,000.00 | -4,896.23 | 51.04% |
| Bank Fees | 0.00 | 0.00 | 100.00 | -100.00 | 0.0% |
| Collection-Treasurer's Fees | 247.72 | 1,663.66 | 2,225.00 | -561.34 | 74.77% |
| Insurance | 0.00 | 10,008.00 | 9,000.00 | 1,008.00 | 111.2% |
| Pension | 0.00 | 0.00 | 13,660.00 | -13,660.00 | 0.0% |
| Rent | 0.00 | 0.00 | 5,000.00 | -5,000.00 | 0.0% |
| Tax Abatements | 0.00 | 0.00 | 100.00 | -100.00 | 0.0% |
| Total District Budget | <u>1,284.26</u> | <u>16,775.43</u> | <u>40,085.00</u> | <u>-23,309.57</u> | <u>41.85%</u> |
| Stations & Buildings | | | | | |
| Operations | 606.30 | 3,550.04 | 3,500.00 | 50.04 | 101.43% |
| Building Capital | 0.00 | 0.00 | 20,000.00 | -20,000.00 | 0.0% |
| Total Stations & Buildings | <u>606.30</u> | <u>3,550.04</u> | <u>23,500.00</u> | <u>-19,949.96</u> | <u>15.11%</u> |
| Fire Department's Budgets | | | | | |
| Communications-Capital Outlay | 0.00 | 9,000.00 | 2,000.00 | 7,000.00 | 450.0% |
| Communications-Supplies & Exp. | 225.00 | 1,478.56 | 1,500.00 | -21.44 | 98.57% |
| Communications-Dispatch | 0.00 | 250.00 | 1,000.00 | -750.00 | 25.0% |
| Emergency Reporting Company | 0.00 | 0.00 | 2,021.00 | -2,021.00 | 0.0% |
| Radios | 0.00 | 0.00 | 3,000.00 | -3,000.00 | 0.0% |
| Radio User Fees | 0.00 | 0.00 | 6,000.00 | -6,000.00 | 0.0% |
| Firefighting-Capital Outlay | 0.00 | 0.00 | 20,000.00 | -20,000.00 | 0.0% |
| Firefighting-Supplies & Exp's | 56.99 | 918.03 | 19,000.00 | -18,081.97 | 4.83% |
| Medical Services-Supplies & Exp | 0.00 | 0.00 | 2,000.00 | -2,000.00 | 0.0% |
| Medical Services-Capital Outlay | 0.00 | 0.00 | 1,000.00 | -1,000.00 | 0.0% |
| Training-Supplies & Expenses | 0.00 | 0.00 | 4,000.00 | -4,000.00 | 0.0% |
| Repair Svc Contr.(Committed) | 0.00 | 0.00 | 2,700.00 | -2,700.00 | 0.0% |
| Supplies & Expenses-Trucks, ... | 0.00 | 200.00 | 7,000.00 | -6,800.00 | 2.86% |
| Total Fire Department's Budgets | <u>281.99</u> | <u>11,846.59</u> | <u>71,221.00</u> | <u>-59,374.41</u> | <u>16.63%</u> |
| Total Expense | <u>2,172.55</u> | <u>32,172.06</u> | <u>134,806.00</u> | <u>-102,633.94</u> | <u>23.87%</u> |
| Net Income | <u><u>15,578.13</u></u> | <u><u>126,075.68</u></u> | <u><u>23,939.00</u></u> | <u><u>102,136.68</u></u> | <u><u>526.65%</u></u> |

Income and Expense by Month
January through June 2022



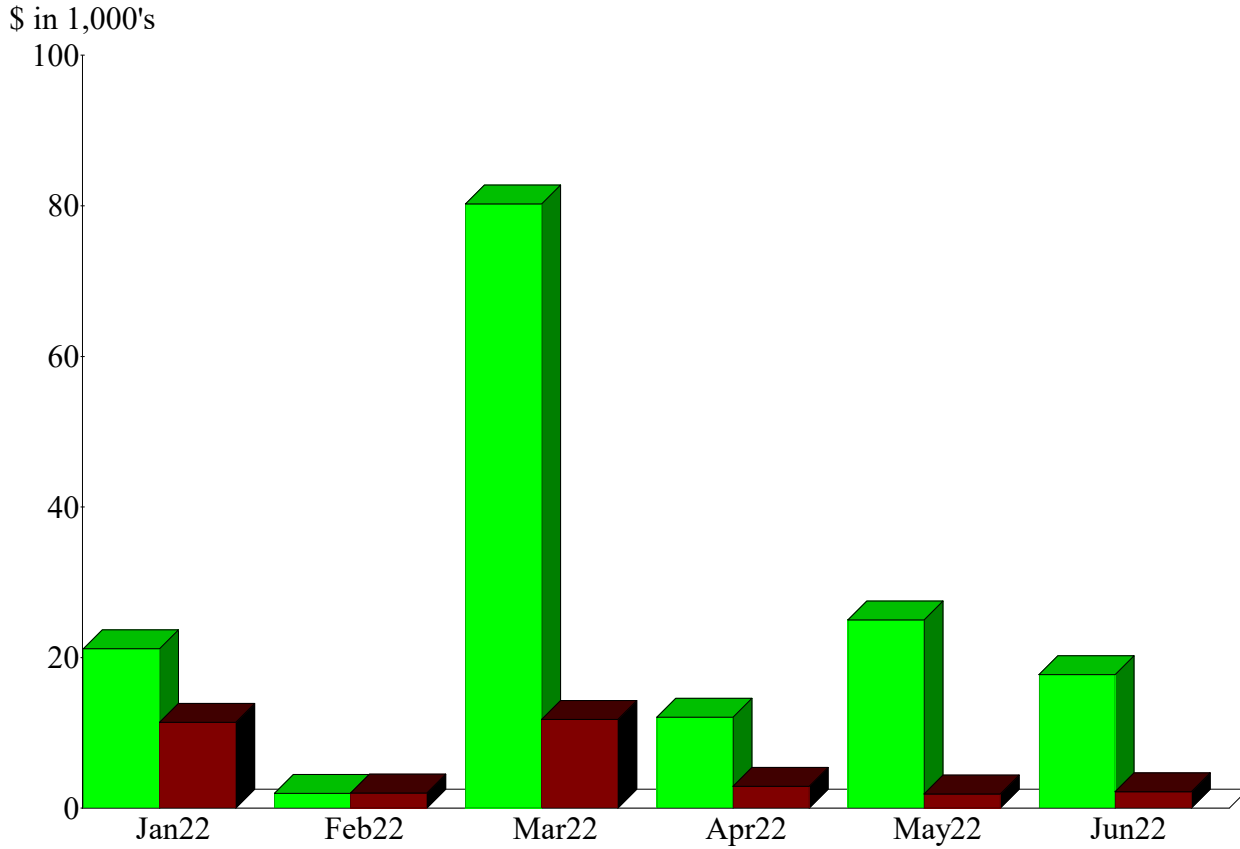
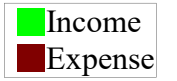
Income Summary
January through June 2022

| | |
|-----------------------|---------------------|
| Income | 74.26% |
| Other Types of Income | 17.59 |
| Government Grants | 8.16 |
| Total | \$158,247.74 |



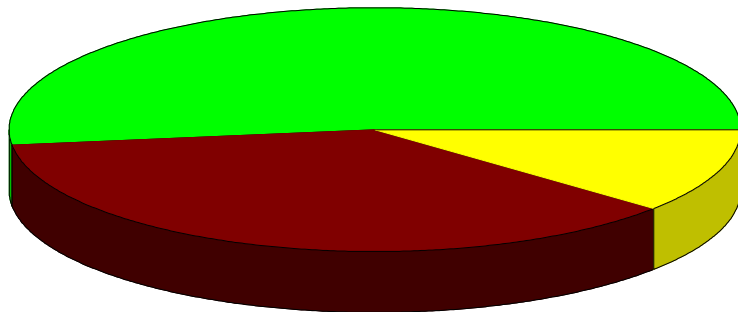
By Account

Income and Expense by Month
January through June 2022



Expense Summary
January through June 2022

| | |
|---------------------------|--------------------|
| District Budget | 52.14% |
| Fire Department's Budgets | 36.82 |
| Stations & Buildings | 11.03 |
| Total | \$32,172.06 |




By Account

Cascade Fire Protection District
PAYMENT REQUEST
7/11/2022

| Company | Date | Amount | Amount this Draw | Comments |
|-----------------------------------|-------------|---------------|-------------------------|------------------|
| Black Hills Energy | 6/30/2022 | \$ 20.84 | \$ 20.84 | |
| Cascade Metropolitan District | 7/6/2022 | \$ 92.75 | \$ 92.75 | Paid VIA ACH |
| Colorado Springs Utilities | 7/1/2022 | \$ 23.21 | \$ 23.21 | |
| Colorado Springs Utilities | 6/30/2022 | \$ 121.28 | \$ 121.28 | |
| Dennis Shipley | 12/4/2380 | 195.00 | \$ 195.00 | |
| El Paso County Finance Services | 7/5/2022 | \$ 750.00 | \$ 750.00 | |
| Special District Association | 7/1/2022 | \$ 506.01 | \$ 506.01 | Belongs to GMFCP |
| Teller County Waste | 7/5/2022 | \$ 55.00 | \$ 55.00 | |
| Walker Schooler District Managers | 6/30/2022 | \$ 800.00 | \$ 800.00 | |
| WEX | 6/23/2022 | \$ 171.65 | \$ 171.65 | Paid by Phone |
| TOTAL | | | \$ 2,735.74 | |

TOTAL FOR ALL FUNDS

_____, President



Green Mountain Falls/Chipita Park FPD

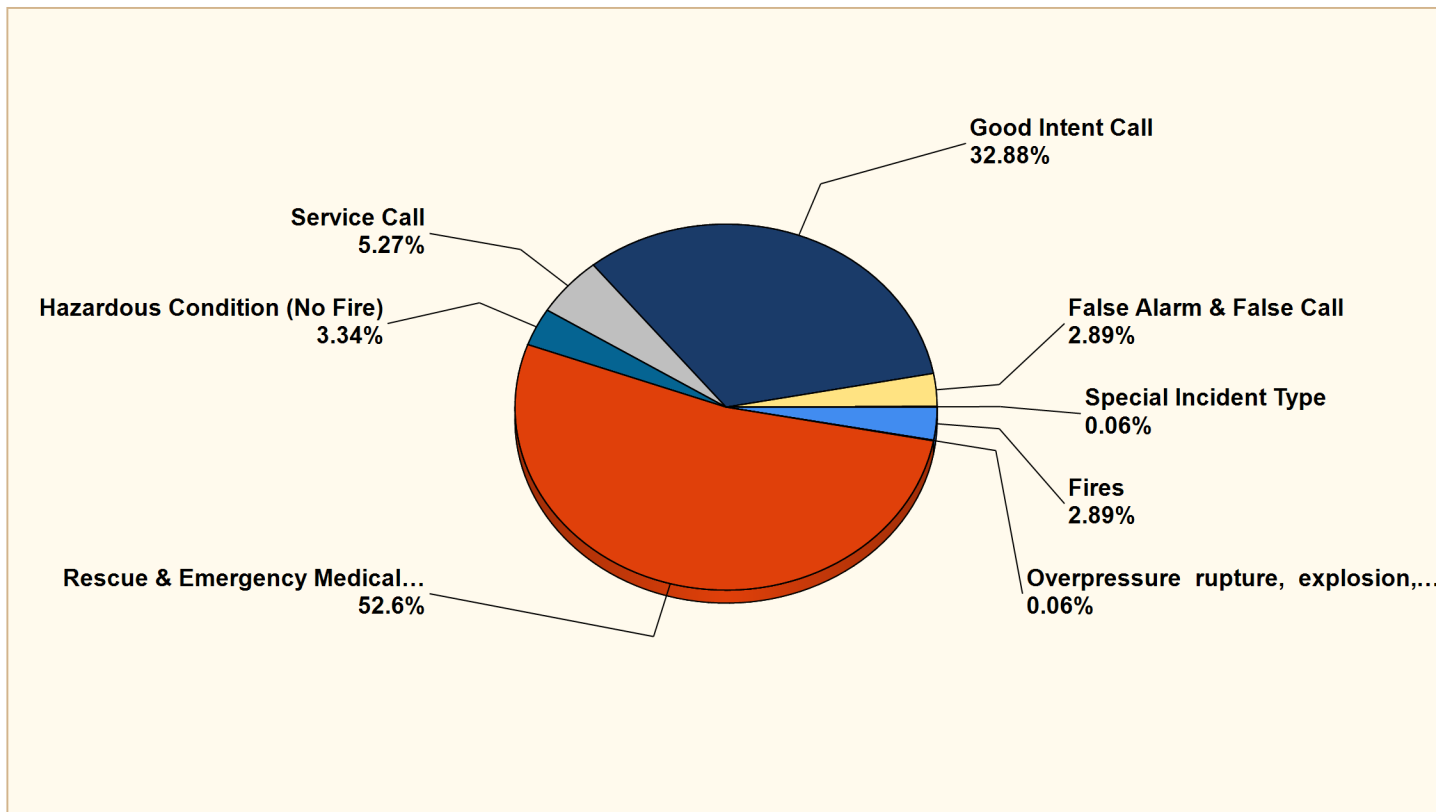
Green Mountain Falls, CO

This report was generated on 6/15/2022 10:16:37 AM



Breakdown by Major Incident Types for Date Range

Zone(s): All Zones | Start Date: 01/01/2019 | End Date: 05/31/2022



| MAJOR INCIDENT TYPE | # INCIDENTS | % of TOTAL |
|--|-------------|-------------|
| Fires | 45 | 2.89% |
| Overpressure rupture, explosion, overheating - no fire | 1 | 0.06% |
| Rescue & Emergency Medical Service | 819 | 52.6% |
| Hazardous Condition (No Fire) | 52 | 3.34% |
| Service Call | 82 | 5.27% |
| Good Intent Call | 512 | 32.88% |
| False Alarm & False Call | 45 | 2.89% |
| Special Incident Type | 1 | 0.06% |
| TOTAL | 1557 | 100% |

Only REVIEWED and/or LOCKED IMPORTED incidents are included. Summary results for a major incident type are not displayed if the count is zero.



Detailed Breakdown by Incident Type

| INCIDENT TYPE | # INCIDENTS | % of TOTAL |
|---|-------------|------------|
| 111 - Building fire | 14 | 0.9% |
| 113 - Cooking fire, confined to container | 1 | 0.06% |
| 114 - Chimney or flue fire, confined to chimney or flue | 2 | 0.13% |
| 118 - Trash or rubbish fire, contained | 4 | 0.26% |
| 121 - Fire in mobile home used as fixed residence | 1 | 0.06% |
| 122 - Fire in motor home, camper, recreational vehicle | 1 | 0.06% |
| 123 - Fire in portable building, fixed location | 1 | 0.06% |
| 131 - Passenger vehicle fire | 6 | 0.39% |
| 141 - Forest, woods or wildland fire | 4 | 0.26% |
| 142 - Brush or brush-and-grass mixture fire | 3 | 0.19% |
| 143 - Grass fire | 7 | 0.45% |
| 160 - Special outside fire, other | 1 | 0.06% |
| 200 - Overpressure rupture, explosion, overheat other | 1 | 0.06% |
| 311 - Medical assist, assist EMS crew | 138 | 8.86% |
| 320 - Emergency medical service, other | 3 | 0.19% |
| 321 - EMS call, excluding vehicle accident with injury | 500 | 32.11% |
| 322 - Motor vehicle accident with injuries | 39 | 2.5% |
| 324 - Motor vehicle accident with no injuries. | 128 | 8.22% |
| 331 - Lock-in (if lock out , use 511) | 1 | 0.06% |
| 341 - Search for person on land | 4 | 0.26% |
| 351 - Extrication of victim(s) from building/structure | 1 | 0.06% |
| 352 - Extrication of victim(s) from vehicle | 1 | 0.06% |
| 353 - Removal of victim(s) from stalled elevator | 1 | 0.06% |
| 356 - High-angle rescue | 1 | 0.06% |
| 381 - Rescue or EMS standby | 2 | 0.13% |
| 411 - Gasoline or other flammable liquid spill | 1 | 0.06% |
| 412 - Gas leak (natural gas or LPG) | 25 | 1.61% |
| 413 - Oil or other combustible liquid spill | 1 | 0.06% |
| 424 - Carbon monoxide incident | 4 | 0.26% |
| 440 - Electrical wiring/equipment problem, other | 3 | 0.19% |
| 444 - Power line down | 15 | 0.96% |
| 445 - Arcing, shorted electrical equipment | 1 | 0.06% |
| 463 - Vehicle accident, general cleanup | 2 | 0.13% |
| 510 - Person in distress, other | 2 | 0.13% |
| 511 - Lock-out | 2 | 0.13% |
| 522 - Water or steam leak | 4 | 0.26% |
| 541 - Animal problem | 2 | 0.13% |
| 542 - Animal rescue | 2 | 0.13% |
| 550 - Public service assistance, other | 1 | 0.06% |
| 551 - Assist police or other governmental agency | 7 | 0.45% |
| 552 - Police matter | 4 | 0.26% |
| 553 - Public service | 10 | 0.64% |
| 554 - Assist invalid | 19 | 1.22% |
| 561 - Unauthorized burning | 10 | 0.64% |
| 571 - Cover assignment, standby, moveup | 19 | 1.22% |
| 600 - Good intent call, other | 3 | 0.19% |
| 611 - Dispatched & cancelled en route | 364 | 23.38% |
| 621 - Wrong location | 13 | 0.83% |
| 622 - No incident found on arrival at dispatch address | 61 | 3.92% |
| 631 - Authorized controlled burning | 13 | 0.83% |
| 641 - Vicinity alarm (incident in other location) | 2 | 0.13% |
| 651 - Smoke scare, odor of smoke | 39 | 2.5% |
| 652 - Steam, vapor, fog or dust thought to be smoke | 14 | 0.9% |
| 653 - Smoke from barbecue, tar kettle | 3 | 0.19% |
| 700 - False alarm or false call, other | 2 | 0.13% |

Only REVIEWED and/or LOCKED IMPORTED incidents are included. Summary results for a major incident type are not displayed if the count is zero.



Detailed Breakdown by Incident Type

| INCIDENT TYPE | # INCIDENTS | % of TOTAL |
|--|-------------|-------------|
| 733 - Smoke detector activation due to malfunction | 7 | 0.45% |
| 735 - Alarm system sounded due to malfunction | 6 | 0.39% |
| 736 - CO detector activation due to malfunction | 11 | 0.71% |
| 740 - Unintentional transmission of alarm, other | 3 | 0.19% |
| 743 - Smoke detector activation, no fire - unintentional | 6 | 0.39% |
| 745 - Alarm system activation, no fire - unintentional | 3 | 0.19% |
| 746 - Carbon monoxide detector activation, no CO | 7 | 0.45% |
| 900 - Special type of incident, other | 1 | 0.06% |
| TOTAL INCIDENTS: | 1557 | 100% |

Only REVIEWED and/or LOCKED IMPORTED incidents are included. Summary results for a major incident type are not displayed if the count is zero.



Green Mountain Falls/Chipita Park FPD

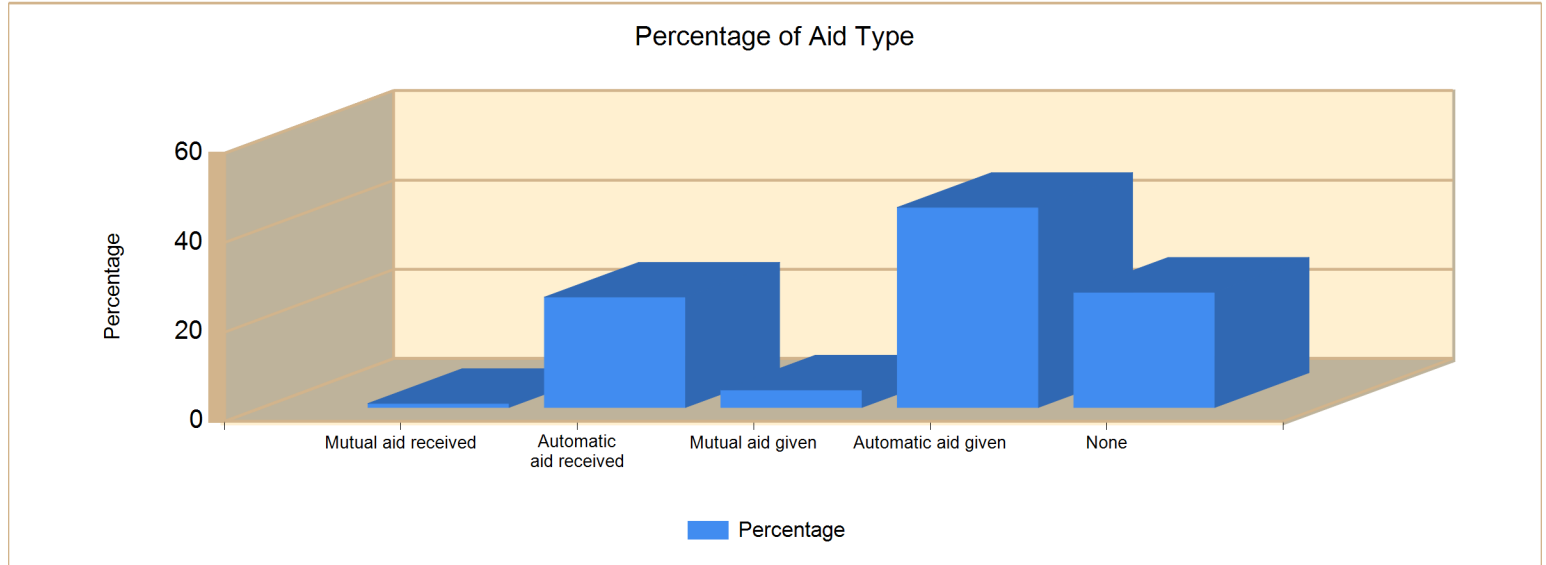
Green Mountain Falls, CO

This report was generated on 6/15/2022 10:18:01 AM



Count of Aid Given and Received for Incidents for Date Range

Start Date: 01/01/2019 | End Date: 05/31/2022



| AID TYPE | TOTAL | % of TOTAL |
|------------------------|-------|------------|
| Mutual aid received | 14 | 0.9% |
| Automatic aid received | 384 | 24.7% |
| Mutual aid given | 61 | 3.9% |
| Automatic aid given | 697 | 44.8% |
| None | 401 | 25.8% |

Only REVIEWED incidents included

